




Welcome

News

What's On




Experimenting with Blancoa in Tissue Culture

The Maida Vale Bell is a unique, local Western Australian plant that only has one species in the genus: *Blancoa canescens*. It is related to *conostylis* and grows well in the soils around Zanthorrea. They are however, a bit difficult to propagate.



At Zanthorrea, Dr Conny Hooper is experimenting with some tissue culture propagation techniques and hoping to make this plant more available in the near future. Watch this space! :)



Early Spring Roo Paw

One of the lost hybrid kangaroo paws that hasn't been on the market for some time is the *Anigozanthos* 'Early Spring'. It's a terrific strong early flowering form and we are re-releasing this one with plants grown in our TC lab.


Australian Bonsai

Join us for a practical look at Bonsai Australian plants. Janine will go through which plants work well as Bonsai, as well as the techniques for maintaining a healthy plant.

Saturday 5th April at 10am.

RSVP: 08 9454 6260

Gold coin donation to Kanyana



Propagating Plants

Join Ross for a look at propagating Australian plants. Learn the various techniques of seeding, cuttings, sub-division and de-flasking from tissue culture. Ross will also go through the easy to the more challenging of plant species, and how to improve your chances of success.

Saturday 24th May at 10am

RSVP: 08 9454 6260

Gold Coin donation to Kanyana

Lovely Autumn!

It has been a warm start to autumn this year, and we are looking forward to some cooler days with welcome rain. Autumn is a great time to get out into the garden for new plantings, but also for maintenance. Look for plants that need a prune, and/or a feed. There are many exciting new plant varieties becoming available like the Kings Park bred *Grevillea* 'Boorloo Moon' and *Anigozanthos* 'Jazz'. We can't wait to see these flower in our display pots and gardens! See you soon.

Happy autumn gardening!

Ross, Jackie, Alec and the team at Zanthorrea.



Everlasting Daisies

WA Everlastings are best planted in autumn. We normally wait for the first decent rains around May. Make sure the area is free of weeds, mix some soil improver with the seeds to the top soil, and water in well with a soil wetter. They should germinate within a couple of weeks, for a wonderful flower display in spring.



Autumn Gardening



of any Western Australian region; with strong connections to the land they are endemic to. The sense of place, ecological and cultural importance tied to each of our unique banksia and hakea species is strong. Special to anyone who spends time in our bushland and significant to the Aboriginal people who have



Banksia & Hakea Seed Raising

Banksia and hakea are iconic members of the proteaceae family- a genera known for their diversity of form, size, and other characteristically 'funky' traits. I've squeezed 16 different proteaceae species into my tiny suburban garden beds, but it wasn't enough... So I'm grateful to have the chance to propagate MORE banksia and hakea at Zanthorrea to introduce into our customer's gardens.


We have sown seeds from a variety of Western Australian suppliers, including Kevin and Kathy Collins' Banksia Farm before their well-earned retirement.



utilised these ecosystems and plants for tens of thousands of years. My favourite part about growing these seedlings is watching the new 'true' leaves (that look/ function like the mature plant's leaves) emerge with striking colours and, with banksias, often extremely fuzzy surfaces. My second favourite part is when the potted on




The banksia and hakea species selected are largely determined by demand (and availability) from our request book with additional suggestions from Zanthorrea staff and whatever local/ ecologically important species I can twist Ross' arm into ordering! For myself, banksia and hakea are some of the most iconic plants



batches survive through summer! There truly is a banksia or hakea for every garden - it might even be in stock for your next visit. I hope you look into adding one or more to your garden soon. - Ciara

The Beauty and Challenge of Australian Native Plants

As horticulturists, we often hear customers say, "We need tough plants, so we're going with natives." This common belief sparks conversations about the incredible diversity of Australian native plants. With an estimated 24,000 species across the country, these plants thrive in a vast range of environments—from the lush northern tropics and arid desert interiors to the temperate southern regions. Whether growing in forests, coastal zones, mountainous areas, or arid landscapes, native plants offer a wealth of characteristics suited to different conditions.



One key aspect for gardeners to understand is that many native plants remain essentially wild, meaning their needs aren't always predictable. Successfully growing them often involves some trial and error. However, certain native species have been selectively bred for resilience, adaptability, and ease of care, making them ideal for managed gardens. I like to think of these as 'framework' plants. ---> continues page 3.



Autumn Gardening



As in life, the greatest rewards often come from taking chances. So, if you're starting or revamping a garden, speak with our horticulturists about adaptable, easy-to-grow natives. Once your framework is in place, you can experiment by incorporating those more unpredictable yet stunning 'wild' species, creating a truly beautiful and resilient garden. - Clare

Framework plants are: reliable species that provide structure, allowing wilder, more unpredictable varieties to thrive alongside them. These plants are particularly good when starting a new garden from scratch or for people who are new to gardening. Examples of 'framework' plants include the many callistemon, westringia, grevillea, syzygium (lilly pilli), lomandra, dianella and that's just a to name a few.



When designing a landscape, it's important to consider how much risk you're comfortable with. Some gardeners take it personally when 'wild' plants struggle or fail, but the rewards can be immense if they establish successfully—a garden rich in diversity, character, and beauty.



Australian Native Bonsai

When starting out with bonsai, I follow the Rule of Three. This principle helps structure the tree by establishing three primary branches—two at different heights and angles, plus a third at the back to create depth and visual balance. This forms the foundation of your bonsai's shape and character.

Best Australian Natives for Beginners

If you're new to bonsai, consider starting with these hardy and manageable native plants:

- Callistemon (dwarf varieties like 'Little John' or 'Captain Cook')
- Melaleuca incana 'nana'
- Acacia 'Green Wave'
- Babingtonia virgata miniature
- Melaleuca violacea prostrate



For the More Experienced

Once you've developed your skills, try working with these more advanced species:

- Banksia species
- Hakea 'Burrendong Beauty'
- Eucalyptus species
- Correa species
- Austromyrtus dulcis
- Grevillea species
- Acacia cognata
- Leptospermum species



Choosing the Right Plant

Any plant can become a bonsai, but the key is to look for:


- A naturally interesting 'quirky' shape.
- A strong root structure
- Well-defined, sturdy branches

The Art of Bonsai

Creating a bonsai is like an investment in your future—it requires patience, time, and lots of water! But with dedication, the reward is a stunning miniature tree that reflects both nature and your own artistic touch. - Janine



Autumn giftware



Birds of the Perth Hills

With over 7,000 copies sold, Talitha Huston's bestseller showcases 47 bird species of the Perth Hills with her own stunning photography, tips, and unique 'skittish' rating for each bird. Talitha was just 14 years old when she began writing Birds of the Perth Hills. She has since won a number of awards and donated over \$2,000 to Kanyana from book sales. \$26.95.



Tara Treasures

Easter is just around the corner, making it the perfect time to welcome Tara Treasures to the Zanthorrea gift shop! Featuring Easter bilbies in carrot cars and felted eggs with hidden surprises, these fair-trade keepsakes are a sweet alternative to chocolate. Handmade from natural wool, they're perfect for sensory play and sparking imaginations. Prices from \$14.95.



Blue & White Collection

This display celebrates the timeless pairing of blue and white. Intricate, navy botanical details weave across tea towels, aprons, platters, serving bowls, and more, all complemented by tall, textured vases in shades of white and azure. Prices from \$6.95 - \$65.95.



Drinkware Collection

Sip in style with stainless steel tumblers, mugs, and bottles featuring artworks by Australian and New Zealand artists. These double-walled designs keep drinks hot or cold for longer; practical and stylish! Prices from \$26.95.




Farmhouse Chickens

Bring a little farmhouse whimsy into your home with these delightful decorative chickens. From dainty florals to speckled spots, each resin hen has its own unique personality. Prices range from \$22.95 - \$99.



New Garden Ornaments

Autumn is here and along with it cooler nights and dewy mornings. Perfect conditions for mushrooms and snails. Luckily the snails you find at Zanthorrea are well trained and won't eat your plants. :)



New season pots in autumn colours of burgundy, olive, mustard and creams. Plus many novelty pots to choose from.



zanthorrea nursery

155 Watsonia Road,
Maida Vale, WA 6057

Phone: (08) 9454 6260

www.zanthorrea.com